

ProGuard: Distinguishing Noxious Records in Informal Organization Based Online Advancements

Monica Mishra, Sharmistha Ghosh, Sahil Sansarwal, Shashidhar K, Indumathi S

Dept. of ISE, EPCET, Bengaluru

Abstract: *Online informal communities bit by bit incorporate financial capacities by empowering the use of genuine and virtual cash. They serve as new platforms to host a variety of business activities, for example, online advancement staking an interest such occasions. Both OSNs and business accomplices are significantly concerned when assailants instrument an arrangement of records to gather virtual money from these occasions, which make these occasions incapable and result in significant financial misfortune. It is the fate of extraordinary significance to proactively identifying these pernicious records previously the online advancement exercises and in this manner diminish their need to be remunerated. In this paper, we propose a novel framework, to be specific ProGuard, to achieve this target by methodically incorporating highlights that portray accounts from three viewpoints including their general practices, their reviving examples, and the use of their money. We have performed broad investigations in light of information gathered from TencentQQ, a worldwide driving OSN with worked in financial administration exercises. Exploratory outcomes have shown that our framework can achieve a high identification rate of 96.67% at a low false positive rate of 0.3%.*

Keywords: *Records; Online; Noxious; OSN; TencentQQ*

I. INTRODUCTION

Online social networks (OSNs) that accommodate virtual currency serve as an appealing platform for various business activities, where online, interactive promotion is among the most active ones. Accurately, a user, who is commonly represented by his OSN account, can possibly get reward in the form of virtual currency by participating online promotion activities organized by business individuals. He can then use such reward in various ways such as online shopping, transferring it to others, and even bargain it for real currency. Such virtual-currency-enabled online promotion model enables plenty outreach, offers direct financial stimuli to end users, and meanwhile minimizes the interactions between business entities and financial institutions. As a result, this project

have shown great success and accepted rapidly. However, it faces a few threats: attackers may have control over a large number of accounts, either by registering new accounts or compromising existing accounts, to take part in the online promotion events for virtual currency. Such malicious activities will fundamentally weaken the effectiveness of the promotion activities, immediately voiding the influence of the promotion investment from business entities and meanwhile damaging OSNs' reputation. Moreover, a huge amount of virtual currency, when controlled by attackers, could also become a potential challenge against virtual currency regulation. It therefore is very important to detect these malicious accounts in advance. The effective detection of malicious accounts enables both OSNs and business entities to take moderation actions such as banning these accounts or decreasing the possibility to reward these accounts. However, designing an effective model includes few challenges. Firstly, attackers do not need to create malicious content to launch successful attacks. Comparatively, attackers can effectively perform attacks by simply clicking the links offered by business entities or sharing the benign content that is actually distributed by business allies. These actions themselves do not cognitively differentiate from benign accounts. Secondly, successful attacks do not need to depend on social structures. To be more specific, maintaining active social structures does not give any advantage to attackers, which is fundamentally different from well-known attacks such as spammers in online social networks. The features of ProGuard generally focus on three aspects including i) its general usage profile, ii) how an account collects virtual currency, and iii) how the virtual currency is spent. ProGuard further accommodates these features using a statistical classifier so that they can be collectively used to differentiate between those accounts controlled by attackers and benign ones. We have checked our system using data collected from Tencent QQ, a leading Chinese online social network that uses a widely-accepted virtual currency (i.e., Q coin), to support online financial activities for a huge body of 899 million active accounts. Our results have proven that ProGuard can detect malicious accounts with 96.67% of success rate and only 0.3% of failure chances.

II. RELATED WORK

Since online interpersonal organizations assume an expanding critical part in both digital and business world, distinguishing pernicious clients in OSNs happens to incredible significance. Numerous identification techniques have been thus proposed [1], [2], [3], [4], [5], [6], [7], [8], [9], [10]. Thinking about the prevalence of spammers in OSNs, these techniques only spotlight on identifying accounts that send vindictive substance. A spamming assault can be considered as a data flow started from an aggressor, through a progression of vindictive records, and finally to a casualty account. In spite of the decent variety of these strategies, they for the most part use halfway or all of three hotspots for recognition including i) the substance of the spam message, ii) the system foundation that has the vindictive data, and iii) the social structure among malevolent records and casualty accounts. For instance, Gao et al. [11] planned a technique to uncover battles of malignant records by bunching accounts that send messages with comparable substance. Lee et al. [12] formulated a strategy to first track HTTP redirection chains started from URLs inserted in an OSN message, at that point assembled messages that prompted site pages facilitated in a similar server, and finally utilized the server notoriety to recognize vindictive records. Yang et al. [13] removed a diagram from the "accompanying" relationship of twitter records and afterward spread malevolence score utilizing the inferred chart; Wu et al. [9] proposed a social spammer and spam message detection strategy in light of the posting relations amongst clients and messages, and used the relationship among client and message to enhance the execution of both social spammer discovery.

Contrasted with existing strategies on identifying spamming accounts in OSNs, it is looked with new difficulties to recognize malevolent records that take an interest in online advancement exercises. First, different from spamming accounts, the counts neither depend on spamming messages nor require pernicious system infrastructures to launch attacks. Second, social structures are not vital. In this way, none of existing strategies is material to recognizing malevolent records in online advancement exercises. To tackle the new difficulties, our technique identifies malevolent records by exploring both consistent exercises of a record and its financial exercises.

Distinguishing deceitful exercises in financial exchanges has additionally pulled in significant examine endeavors [14], [15]. For instance, Olszewski et al [16] spoke to the client account records in 2-dimensional space of the Self-Sorting out Guide lattice, and proposed a discovery technique in light of edge compose double classification calculation to tackle issues of charge card misrepresentation and media communications extortion. Lin et al. [17] positioned the significance of extortion factors utilized as a part of financial explanation misrepresentation discovery, and explored the right classification rates of three calculations including Strategic Relapse, Choice Trees, and Artificial Neural Systems. Throckmorton et al. [18] proposed a corporate financial extortion location technique in light of

joined highlights of financial numbers, semantic conduct, and non-verbal vocal. Contrasted with the contemplated financial extortion recognition issues, account practices of gathering and using the virtual currency in online promotion activities are totally unique with conventional financial frameworks since they don't just include financial exercises yet additionally organizing and online advancement exercises.

III. BACKGROUND DATA

In an Online Social Network that combines financial activities, an OSN account is usually linked with accounts for both online banking and virtual currency. Figure 1 provides such an example, where a QQ account, the most famous OSN account of Tencent, is linked with an online banking account for real currency and an account for virtual currency (i.e., Q coin). There are various ways in which the user directly deposits real currency into her online banking account, the virtual currency account can be recharged using the banking account.

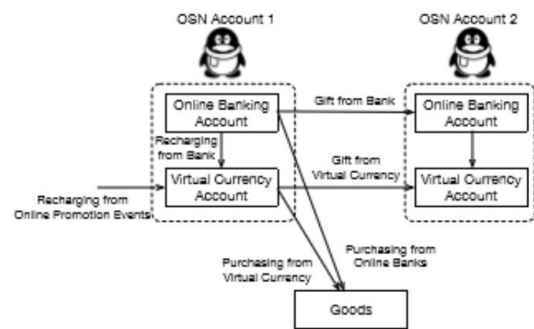


Fig 1. The integration of OSN accounts and financial accounts

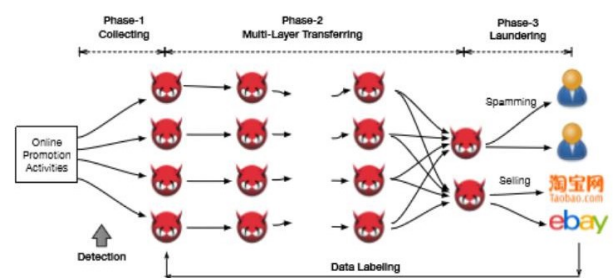


Fig 2. Virtual Currency Flow for Malicious OSN Accounts

Figure 2 introduces the normal virtual money flow when malignant records take an interest in online advancement occasions. The flow is made out of three stages including i) gathering, ii) multi-layer exchanging, and iii) washing the virtual money. In first stage, an assailant controls an arrangement of records to take part in online business advancement exercises and each record potentially gets a specific measure of virtual money as return. In the second stage, the aggressor will instrument these money accumulation records to exchange the virtual cash to different records. Different layers of exchanging exercises may be included to jumble the personalities of

vindictive records utilized for taking an interest online advancement exercises. Toward the finish of the second stage, a lot of virtual cash will be totaled into a couple of washing accounts. In the third stage, the aggressor will control the washing records to exchange the virtual money into genuine money by pitching it to singular purchasers. Aggressors as a rule utilize two strategies to request singular purchasers including sending spams and promoting through real internet business sites, for example, www.taobao.com and www.tmall.com. In order to compete with regulated sources for virtual money (i.e., obtaining virtual cash utilizing genuine cash), assailants generally offer a significant markdown.

IV. DATA

Our informational index is made out of 2000 noxious records and 2000 kindhearted records, where these records are arbitrarily examined from the records that took part in Tencent QQ online advancement exercises in February 2018. The naming procedure begins from distinguishing washing accounts (i.e., accounts that are related with virtual cash spams and records that offer virtual money in significant web based business sites). Specifically, if a record exchanges virtual cash to any record that takes part in virtual-tax evasion exercises, this record will be marked as malevolent. Such "traceback" process may include different layers of exchanging, which is imagined at the base in Figure 2.

In spite of the fact that the previously mentioned "follow back" technique is viable in physically naming malevolent records, utilizing it as an identification strategy is illogical. To begin with, it requires an enormous measure of manual endeavors for criminological examination, for example, recognizing suspicious virtual-money merchants in outside online business sites, relating spamming content with client accounts, and associating venders' profiles with client accounts. Moreover, prove for such scientific investigation will be just accessible after malignant records take an interest in online advancement occasions. Thusly, this information marking process, if utilized as identification technique, can't control business substances to moderate their financial misfortune proactively. Conversely, our technique is intended to identify noxious records before the reward duty.

For each account, we collect a variety of information including 1) login activities, 2) a list of anonymized accounts that this account has sent instant messages to, 3) service purchase activities, 4) the recharging activities, and 5) the expenditure activities.

V. SYSTEM DESIGN

Feature 1: The Ratio of Active Days.

This feature depicts the ratio of the number of active days that the account has been active for in a year. Precisely, if an account is logged in at least one time for a day, this day will be given as "active" for this account.

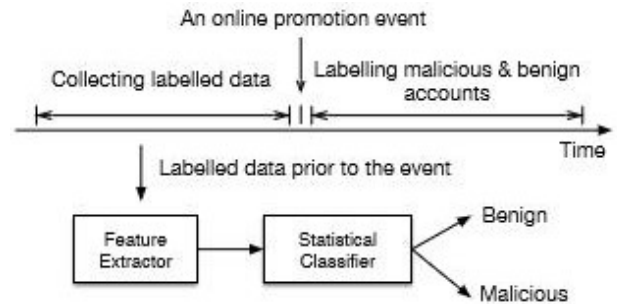


Fig 3. The Architectural Overview of the System

The Attackers usually login malicious accounts only when they want to participate in the online promotional activities for the sake of virtual currency. Therefore, malicious accounts remain quiet in the absence of online promotion activities. There are many factors that the availability of the promotional activities depend on, such as the timing and the spatial factors. For example, promotion activities are on peak over holiday seasons, special dates, and regional events while rarely available during the other time.

On a comparison, the benign accounts are used by the users regularly.

Feature 2: The Number of Friends.

This feature depicts the number of friends in each account. As the most common feature of every online social networks, every OSN account has got number of friends. Usually benign users have a very lengthy friend list for various purposes such as chatting, photo sharing etc. Being very obvious an attacker usually never possesses the motivation to maintain a lengthy friend list since it barely contributes to promotion participation but costs efforts and is time consuming such as solving captcha challenges.

Feature 3: The Number of Services Purchased By An Account.

This feature represents the upgraded membership that each account has paid for totally using all the possible method. The most common feature in almost all the online social networks is that a user can opt for the up gradation of his/her account by making a payment through various ways such as credit card, wire transfer, and virtual currency.

We consider 8 types of most popular upgraded membership in the tencent dataset including QQ VIP, Ozone, SVIP, QQ Music, Hollywood VIP, QQ Games, QQ books, Tencent Sports. An upgraded account provides a number of paid benefits such as online game avatar, decoration for the appearance of the account, etc. While the many benign users are inclined towards getting the upgraded account, the accounts that the attackers control are extremely unlikely to get the upgraded account.

Feature 4 - The Average Recharge Amount of Virtual Currency

This feature depicts the average amount of virtual currency for every recharge regardless of the Sources for recharging. Benign users who participate in online promotion activities also show their interest in other online financial activities. Therefore, these benign users recharge their account often. The benign users recharge with a good amount as they want to avoid the hassle of recharging. In contrast, if a malicious account is recharged, the amount of virtual currency for every recharge is usually bounded by a comparatively less volume offered by the online promotion activity.

Feature 5: The Percentage of recharge from Promotions Activities

The element naturally profiles how significantly online promotional activities contribute to the wealth of an account. Benign clients are slanted to utilize an assortment of hotspots for energize. Nearly, vindictive records as a rule solely depend on online advancement exercises to gather virtual cash. This shows the circulation of this component. Both the greater part (rough 88%) of amiable and noxious records have not gathered any virtual money from advancement exercises. Despite the similitude, noxious records separate themselves from considerate ones by encountering a solid bipolar conveyance: estimated 88% of pernicious records don't gather virtual cash from online advancement exercises at all whereas the remaining (i.e., surmised 12%) aggregate their riches solely from online advancement exercises; the quantity of vindictive records, whose money is in part gathered from online advancement exercises, is immaterial. This infers it is the first time for around 88% of pernicious records to take an interest in online advancement occasions where 12% are reused accounts.

Feature 6: Total Amount of Expenditure.

This element describes the aggregate sum of consumption of a record paying little heed to the conceivable sources, for example, the related ledgers, the virtual cash, and other online informal organization stages. As the famous online interpersonal organizations are incorporated into all standard e-business foundations, shopping and gifting through these records ends up common. Clients continue reviving their records, tenaciously partner their financial balances with OSN accounts, and effectively take part in shopping and gifting. Consequently, we expect that favorable records aggregate a high measure of consumption. Relatively, the aggregate sum of money controlled by each pernicious record is compelled by the aggregate number of virtual money gathered from online advancements, which is relied upon to be moderately little. This displays the circulation of this component. No less than half of benevolent records have spent more than 4000 Chinese cents. Comparatively, only a tiny percentage of 0.9% pernicious records spent in excess of 4000 Chinese

penny; most by far of noxious records never confer any spending.

Feature 7: The percentage of expenditure from banks.

As we have presented, a client can relate her financial balance with the OSN account. This financial balance can be straightforwardly utilized for shopping and gifting notwithstanding reviving the OSN account with virtual cash. Such affiliation may incredibly encourage financial exercises yet result in presentation of clients' bank personalities in the event of law requirement. This feature exhibits the assessment of this element in light of the real world information. An extremely minor level of vindictive records consumed their cash from financial balances. Similarly, this rate is extensively high for benevolent clients (i.e., around 45%).

Feature 8: The Percentage of Expenditure as Gifts.

After noxious records gather virtual cash from the online advancement exercises, they will exchange it to malevolent records utilized for exchanging. Sending on the web gift vouchers turns into the best choice for noxious records to exchange money for two reasons. To start with, sending on the web gift vouchers inside an OSN for the most part does not bring about any cost. Second, such exchange is autonomous to any bank, in this manner requiring no individual data and subsequently limiting the introduction of assailants. We along these lines outline this component to measure the level of all use that is utilized for endowments.

Feature 9: Want to open an account? Keep your Aadhaar card by your side

Despite the fact that compulsory Aadhaar linkage to different administrations faces legitimate test and summons protection concerns, it appears Aadhaar is well on its approach to wind up the most credible character evidence. Presently even OSN needs you to utilize your Aadhaar while making another record. OSN is trying another element which empowers those opening new records to present their names as in their Aadhaar cards. "Utilizing the name on your Aadhaar card makes it simpler for companions to remember you", says the provoke when one presents the name for another record. To successfully recognize noxious records in online advancement exercises by overcoming the previously mentioned challenges, we have outlined a novel framework, specifically ProGuard. ProGuard utilizes a gathering of behavioral highlights to profile a record that takes an interest in an online advancement occasion. Seeding Aadhaar with advancement occasions is simple and can be useful to distinguish malignant record.

Feature 10: Only one phone number is designated to one promotion event account.

They can without much of a stretch confine individuals influencing numerous records so as to guarantee just a single gets the advantages it offers to its first time client. The telephone number used to enlist a record must be utilized for one record at any given time. This implies on the off chance that you endeavor to

utilize it again for another record you will get a mistake message saying “This telephone number is now enrolled”.

VI. EVALUATION

We performed broad assessment of ProGuard, which centers on the general location precision, the significance of each element, and the relationship among these highlights. For this assessment, we utilized absolutely 56,000 records whose whole dataset is partitioned into 28,000 malevolent records and 28,000 kind records. Such information fill in as an all-around adjusted dataset for preparing a measurable classifier.

A. Detection accuracy

We have utilized the standardized Irregular Backwoods (RF) as the measurable classifier for ProGuard and assessed its recognition precision. RF classifier [20] is a troupe of unpruned classification trees, which is prepared over bootstrapped tests of the first information and the forecast is made by amassing dominant part vote of the gathering. With a specific end goal to stay away from the inclination caused by the choice of specific preparing set, we additionally performed 10-overlay cross-approval. Specifically, the whole dataset is apportioned to 10 square with estimate sets (i.e., 10-folds); at that point iteratively 9-folds are utilized for preparing and the staying 1fold is received for testing. The RF classifier was prepared with 3000 trees and haphazardly tested 4 highlights for every one of tree part [21]. The recipient working trademark (ROC) that describes the general identification execution of ProGuard is exhibited in Fig. 12. The trial comes about have demonstrated that ProGuard can accomplish high discovery precision. For example, given the false positive rate of 0.3%, ProGuard can achieve a high location rate of 96.67%. Practically speaking, elective factual classifiers may be embraced to render new execution benefits, for example, versatility. Along these lines, we likewise assess how ProGuard performs when elective classifiers are utilized. As a methods towards this end, we utilized Help Vector Machine (SVM) [22] and Angle Supported Tree [23] to rehash our examinations. Specifically, we utilized 10fold cross approval for every one of classifiers and computed the zone under the ROC bend (AUC) [24], a broadly utilized measure of nature of managed classification models, which is equivalent to the likelihood that an arbitrarily picked test of pernicious records will have a higher evaluated likelihood of having a place with noxious records than a haphazardly picked test of kind records. Since AUC is cutoff-free and estimations of AUC run from 0.5 (no prescient capacity) to 1.0 (culminate prescient capacity), a higher AUC of a classifier shows the better forecast execution, independent of the cutoff choice. Table I records the AUC esteems for every one of the three classifiers utilized as a part of the examinations. Both SVM and Inclination Supported Tree achieved high location comes about, equivalent with the Arbitrary Woodland which has the best execution on AUC. The exploratory outcomes suggest that our

proposed highlights are not touchy to the determination of factual classifiers.

Table 1. AUCs for Three Classifiers

Classifier	AUC
Random Forest	0.9959
SVM	0.9753
Gradient-Boosted Tree	0.9781

B. Feature Importance and Correlation

We researched the relative significance of the proposed includes with regards to Arbitrary Woodland classifier, which has achieved the best discovery exactness as indicated by our analyses. We utilized the variable significance of each component to the Arbitrary Backwoods classification demonstrate utilizing change test [21]. The variable significance for each element is figured by mean reduction in precision, which is defined as a forecast blunder rate in the wake of permuting an each element [21]. The rank of highlights in light of the variable significance is appeared in Table II. Specifically, the proportion of dynamic days (Highlight 1), the normal energize measure of virtual money (Highlight 4), and the level of consumption from banks (Highlight 7) speak to the most significantly for location. It is important that these best three highlights cover three integral angles including the general practices, money gathering, and cash utilization that guide the component outline.

Next, we examined Key Segment Investigation (PCA), which can be utilized to assess variable connection as to the difference of the information [26]. This demonstrates the test result on PCA factors factor delineate. In the variable factor delineate, of highlights is communicated as a bolt and the edge between the two bolts of highlights infers the relationship among the separate highlights on the third and fourth chief parts (PC). For instance, given the edge between the two bolts of various two highlights goes close to 90 degrees, they won't not be related. As it can be seen that points between the majority of highlights are discovered proximate to 90 degrees (e.g., Highlight 3 (The Quantity of Administrations Bought by a Record) and Highlight 5 (The Level of Energize from Advancement Exercises) onto the third and fourth PCs), suggesting a frail connection between's highlights. As per the connection lattice and PCA variable factor delineate, indicate little relationship with each other, we presume that greater part of the highlights supplement each other given their inclination towards directly freedom.

VII. CONCLUSION

This paper introduces a novel framework, ProGuard, to naturally recognize pernicious OSN accounts that take an interest in online advancement occasions. ProGuard use three classifications of highlights including general conduct, virtual-money accumulation, and virtual-cash utilization. Test comes about in view of marked information gathered from Tencent QQ, a worldwide driving OSN organization, have exhibited the

identification exactness of ProGuard, which has accomplished a high location rate of 96.67% given an amazingly low false positive rate of 0.3%.

REFERENCES

- [1] Y. Wang and S. D. Mainwaring, "Human-currency interaction: learning from virtual currency use in china," in Proceedings of the SIGCHI Conference on Human Factors in Computing Systems. ACM, 2008, pp. 25–28.
- [2] J. S. Gans and H. Halaburda, "Some economics of private digital currency," Rotman School of Management Working Paper, no. 2297296, 2013.
- [3] X. Hu, J. Tang, and H. Liu, "Online social spammer detection," in Proceedings of the Twenty-Eighth AAAI Conference on Artificial Intelligence. AAAI, 2014, pp. 59–65.
- [4] "Leveraging knowledge across media for spammer detection in microblogging," in Proceedings of the 37th international ACM SIGIR conference on Research & development in information retrieval. ACM, 2014, pp. 547–556.
- [5] Z. Chu, S. Gianvecchio, H. Wang, and S. Jajodia, "Detecting automation of twitter accounts: Are you a human, bot, or cyborg?" IEEE Transactions on Dependable and Secure Computing, vol. 9, no. 6, pp. 811–824, 2012.
- [6] Z. Chu, S. Gianvecchio, A. Koehl, H. Wang, and S. Jajodia, "Blog or block: Detecting blog bots through behavioral biometrics," Computer Networks, vol. 57, no. 3, pp. 634–646, 2013.
- [7] S. Fakhraei, J. Foulds, M. Shashanka, and L. Getoor, "Collective spammer detection in evolving multi-relational social networks," in Proceedings of the 21th ACM SIGKDD International Conference on Knowledge Discovery and Data Mining. ACM, 2015, pp. 1769–1778.
- [8] Y.-R. Chen and H.-H. Chen, "Opinion spammer detection in web forum," in Proceedings of the 38th International ACM SIGIR Conference on Research and Development in Information Retrieval. ACM, 2015, pp. 759–762.
- [9] F. Wu, J. Shu, Y. Huang, and Z. Yuan, "Social spammer and spam message co-detection in microblogging with social context regularization," in Proceedings of the 24th ACM International on Conference on Information and Knowledge Management. ACM, 2015, pp. 1601–1610.
- [10] Z. Miller, B. Dickinson, W. Deitrick, W. Hu, and A. H. Wang, "Twitter spammer detection using data stream clustering," Information Sciences, vol. 260, pp. 64–73, 2014.
- [11] H. Gao, J. Hu, C. Wilson, Z. Li, Y. Chen, and B. Y. Zhao, "Detecting and characterizing social spam campaigns," in Proceedings of the 10th ACM SIGCOMM conference on Internet measurement. ACM, 2010, pp. 35–47.
- [12] S. Lee and J. Kim, "Warningbird: Detecting suspicious urls in twitter stream." in NDSS, vol. 12, 2012, pp. 1–13. [13] C. Yang, R. C. Harkreader, and G. Gu, "Die free or live hard? empirical evaluation and new design for fighting evolving twitter spammers," in International Workshop on Recent Advances in Intrusion Detection. Springer, 2011, pp. 318–337.
- [14] A. Abdallah, M. A. Maarof, and A. Zainal, "Fraud detection system: A survey," Journal of Network and Computer Applications, vol. 68, pp. 90–113, 2016.
- [15] J. West and M. Bhattacharya, "Intelligent financial fraud detection: A comprehensive review," Computers & Security, vol. 57, pp. 47–66, 2016.
- [16] D. Olszewski, "Fraud detection using self-organizing map visualizing the user profiles," Knowledge-Based Systems, vol. 70, pp. 324–334, 2014.
- [17] C.-C. Lin, A.-A. Chiu, S. Y. Huang, and D. C. Yen, "Detecting the financial statement fraud: The analysis of the differences between data mining techniques and experts' judgments," Knowledge-Based Systems, vol. 89, pp. 459–470, 2015.
- [18] C. S. Throckmorton, W. J. Mayew, M. Venkatachalam, and L. M. Collins, "Financial fraud detection using vocal, linguistic and financial cues," Decision Support Systems, vol. 74, pp. 78–87, 2015.
- [19] Z. Afzal, M. J. Schuemie, J. C. van Blijderveen, E. F. Sen, M. C. Sturkenboom, and J. A. Kors, "Improving sensitivity of machine learning methods for automated case identification from free-text electronic medical records," BMC medical informatics and decision making, vol. 13, no. 1, p. 1, 2013.
- [20] L. Breiman, "Random forests," Machine learning, vol. 45, no. 1, pp. 5–32, 2001.
- [21] S. RColorBrewer and M. A. Liaw, "Package randomforest," 2012.
- [22] N. Cristianini and J. Shawe-Taylor, An introduction to support vector machines and other kernel-based learning methods. Cambridge university press, 2000.
- [23] J. Han, M. Kamber, and J. Pei, Data mining: concepts and techniques. Morgan kaufmann, 2006.
- [24] T. Fawcett, "An introduction to roc analysis," Pattern recognition letters, vol. 27, no. 8, pp. 861–874, 2006.
- [25] J. Lee Rodgers and W. A. Nicewander, "Thirteen ways to look at the correlation coefficient," The American Statistician, vol. 42, no. 1, pp. 59–66, 1988.
- [26] I. Jolliffe, Principal component analysis. Wiley Online Library, 2005.